








# Photography

-  Take a set of 12 pictures or two and half minutes of video film, describing an event or activity. It should be a mix of landscape, people and action shots.
-  Discuss with the examiner the main features of the camera you used.
-  Discuss with the examiner what you set out to do and whether the results are what you intended.
-  Also discuss what shots you are really pleased with and how you would do things differently for any shots that were not very successful.
-  Display the photos to the Cub Pack and explain what they are about.

You may use any of the following to display the photos:

- a computer slideshow, with or without a projector,
- a photograph album,
- or a clear folder, etc.

**Colour in each camera when you have completed each task!**



Tasks completed

Signed \_\_\_\_\_